


# INSTALLATION INSTRUCTIONS

## 1/2" Copper/PEX Tub Spouts

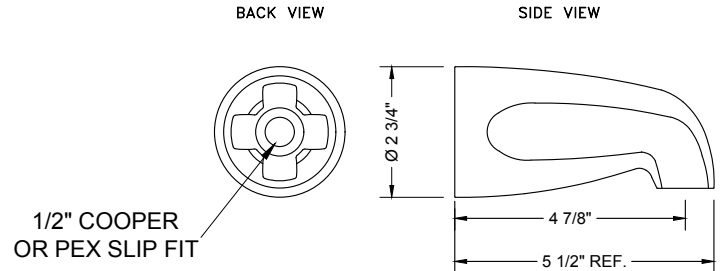
Part #: 2043, 2041, 2042

# JACLO®


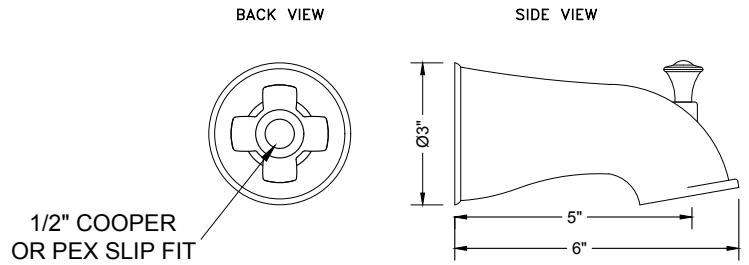
Confidence from start to finish.™



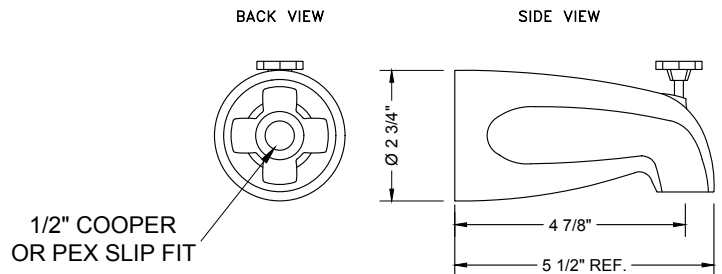
2043



2041



2042



**\*\*NOTE:** If diverting tub spout ensure twin ell is installed prior, if required by valve. \*\*

## TUB SPOUT INSTALLATION

1. 1/2" copper pipe or PEX should extend 1 1/2" from finished wall.
2. Loosen screw under spout, slide over copper and push through O-Ring, metal ring should be up against white plastic backing, reset.

To learn more about JACLO's warranty, please visit [\*\*jaclo.com\*\*](http://jaclo.com)